

# Creating a Destiny Account and Accessing Desting Discover

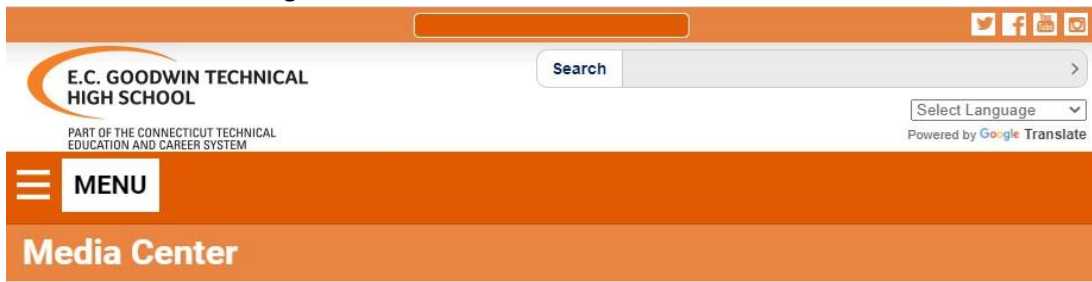
1. Do a google search for EC Goodwin Technical High School



2. Go to the Navigation Bar and , Select Parents and Students, and select Media Center.



3. Media Center Home Page.



**JEROME BARNER**

**LIBRARY MEDIA SPECIALIST**

**(860) 827-7736 EXT. 324 LMC OFFICE**

**(860) 827-7736 EXT. 441 CIRCULATION DESK**

[Jerome.Barnar@ct.gov](mailto:Jerome.Barnar@ct.gov)

**HOURS**

**7:00 A.M. TO 3:00 P.M.**

4. Scroll down the page to the Destiny Option.

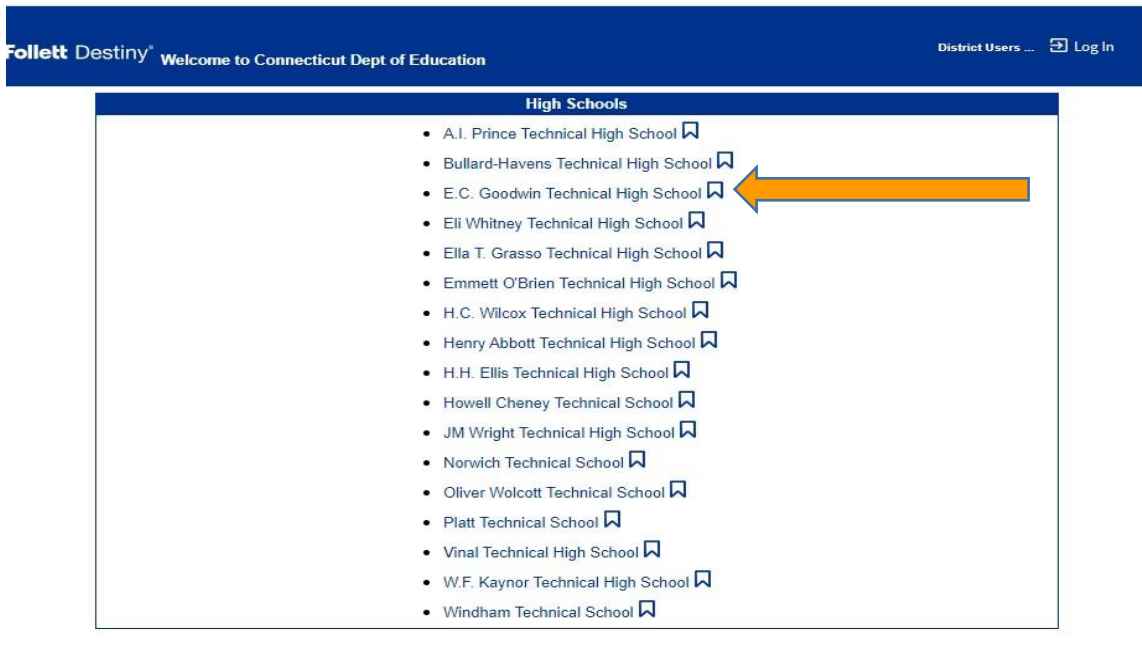


[Monument 14 Audio](#) - Use this link to browse and select the audio file for the Chapter you need.

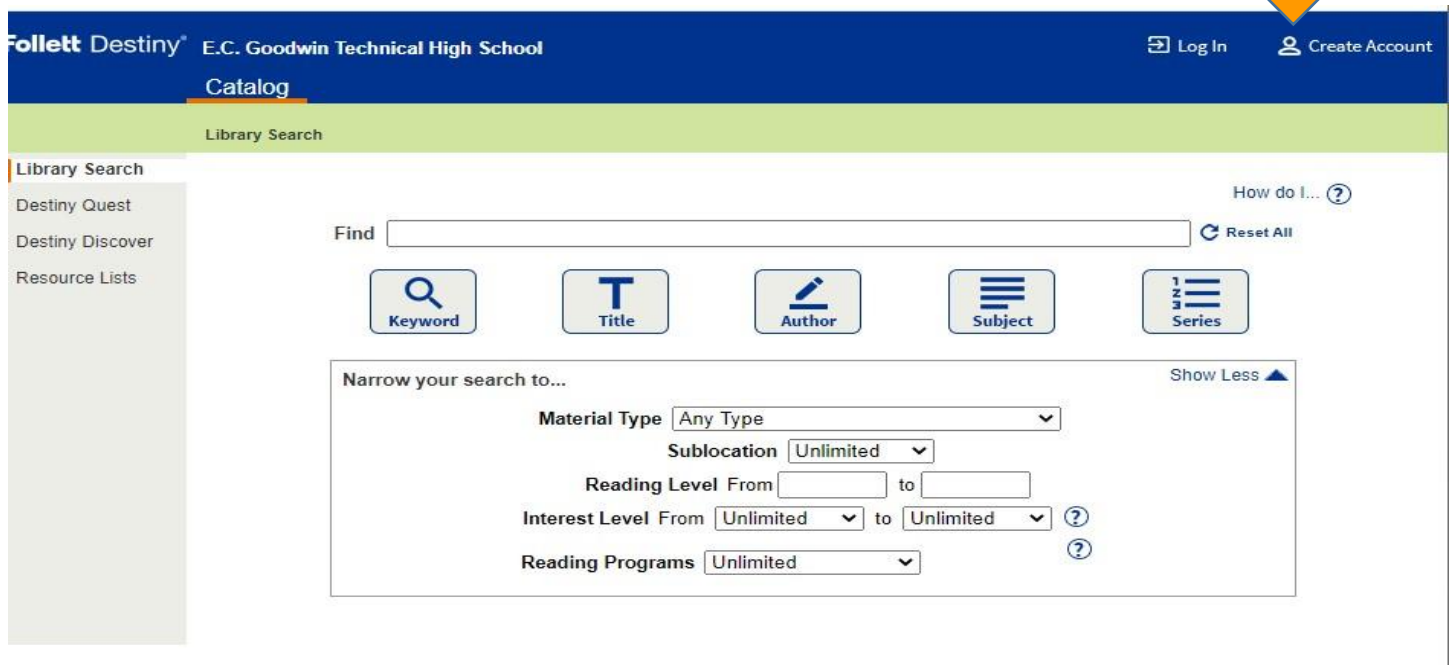


**SEARCH THE LIBRARY'S DATABASE FOR BOOKS! RESERVE ITEMS! MAKE A RECOMENDATION!**

5. Select EC Goodwin Technical High School



6. Start at the basic Destiny Homepage. To create an account, go to the upper right corner of the page, and Select Create Account.



7. Enter your last name and student ID. Select Next.

Enter your last name:

Enter your barcode:

8. Enter your birthdate. Select Next.

Patron: **Sample Student**

Enter your birth date:

9. Create a username and password (It is recommended to use your student ID for this.) Enter your school email address as the email associated with your account. Save when complete.

**Create your new User Name and Password...**

Patron: **Sample Student**

User Name \*

Password \*

Confirm Password \*

Email

\* = required field

10. Make sure you always use Destiny Discover as your search engine.

**Follett Destiny** E.C. Goodwin Technical High School Log In Create Account

**Catalog**

Library Search

Library Search  
Destiny Quest  
Destiny Discover ←  
Resource Lists

How do I... ?

Find

Narrow your search to... Show Less ▲

Material Type

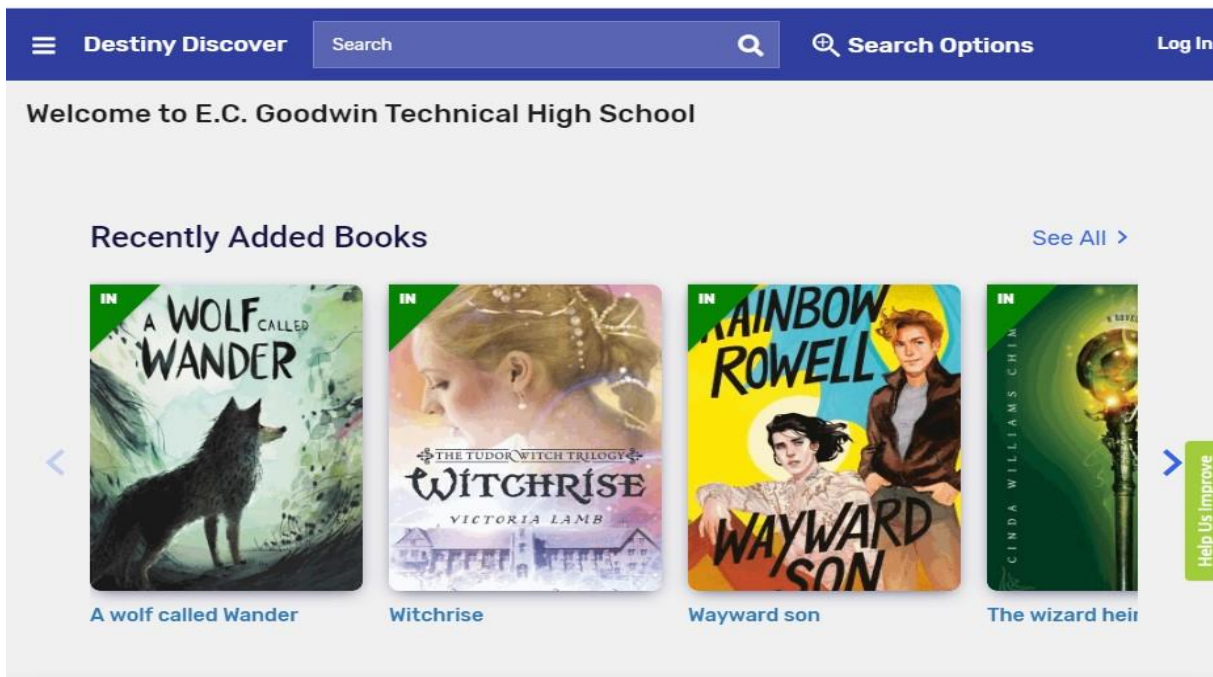
Sublocation

Reading Level From  to

Interest Level From  to  ?

Reading Programs  ?

11. Make sure you always use **Destiny Discover** as your search engine to access all of the following option.



12. You now have access to the many options available in Destiny.

**eBook Collection** – Browse the eBook Collection and check one out!

**Collections**- Create your own collection of books that you have read over time. Search collections created just for students based on special interests.

**Profile** - Change your profile picture.

**Checkouts**- Check what you have currently Checked out, renew books, write book reviews and rate books when you have finished reading them, but before you return them to the Library.

**Holds**- Searching for a popular book and it's always checked out? You can add a hold to a book and you will be notified by email when it is returned to the library for you to check out.

**Favorites**- Make a list of favorite books you have read or want to read in the future.